

# Classroom Case Study



## The Effectiveness of Learning alive Plus in the Classroom



**Greg Smedley-Warren**

Title I Kindergarten Teacher | Nashville, TN

*"The people at FastBridge assessments said that of all the classes they tested, my kids tested significantly above average. They also added how impressed they were with not only their skills but their conversations as well."*

**90% ELL Students**

### At a Glance

#### Uppercase Letter Recognition

Beginning of the year we knew 9.6 letters.  
After 26 days we knew all 26.

#### ID Letter Sounds (see a letter, say the sound)

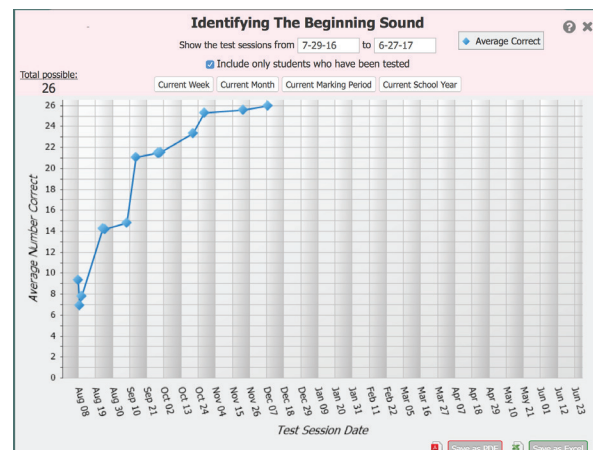
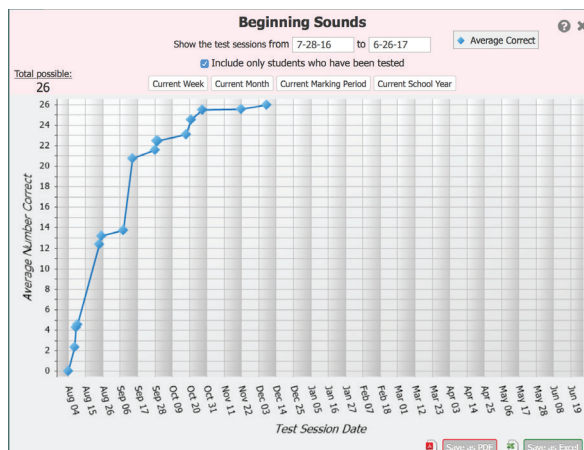
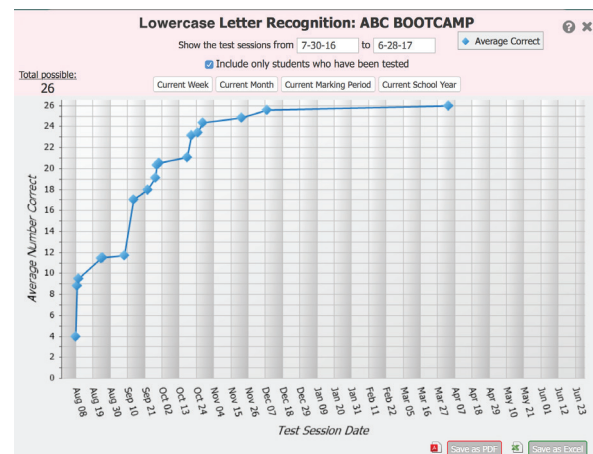
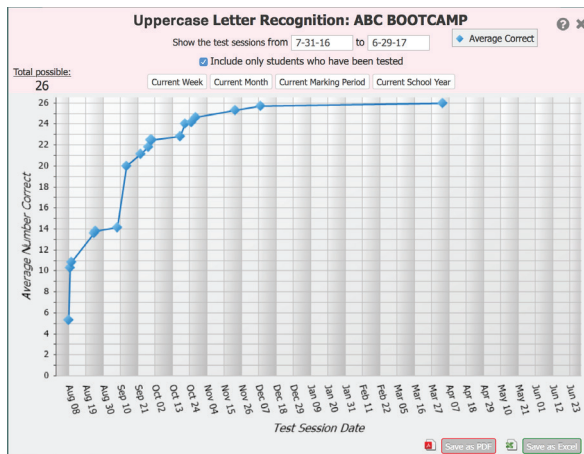
Beginning of the year we knew 7.5 letters.  
After 26 days we knew all 26.

#### Lowercase Letter Recognition

Beginning of the year we knew 7.5 letters.  
After 26 days we knew all 26.

#### ID Letter Sounds (say a picture, say the sound)

Beginning of the year we knew 5.1 letters.  
After 26 days we knew all 26.



Data reports from ESGI

**1. How do your kids' scores compare to other K classrooms who don't use Letters alive Plus?**

Answer: My class scores higher than other classes and masters letters and sounds faster than others. Also, my students consistently have higher Text Level Assessment data! (See graphs on front)

**2. What full-class data do you have to prove/show effectiveness of Letters alive?**

Answer: ESGI data and text level assessments (running records) and FAST Benchmarking (See graphs on front)

**3. Did you have any surprise benefits from using Letters alive Plus? Explain.**

Answer: Engagement at the beginning of the year was amazing! Learning alive Plus keeps the students focused so we can learn our letters and sounds! Also builds excitement for school which is vital for our students at the beginning of the year! The laughter and squeals are amazing. My students also beg to show visitors our animals!

**J.E. Moss Elementary  
Nashville, TN**

**Case Study Classroom:  
90% ELL Students**

**4. Can you give real examples of other student improvements from Letters/Math alive?**

Answer: Our letter and sound knowledge went from less than 10 (average) before ABC BOOTCAMP and Letters alive Plus to 20 in 2 weeks and all 26 after 26 days of ABC BOOTCAMP with Letters alive. 90% of my students read at grade level or higher and are reading earlier in the year.

**5. What are the Top Key Performance Indicators that you most look for to measure success with your students?**

Answer: Text Level Assessments (running records), Sight Words, Letter recognition, and Letter sounds

**6. Did you teach full class? Small group? Individual? All? Describe each.**

Answer: We do all... Whole group, small group, one on one. Whole group is interactive lessons, primarily short mini lessons! Small groups are differentiated and targeted based on data and needs of each group. One on one work is done mainly with students in centers!

**7. Do you use Letters alive Plus everyday and if so how long?**

Answer: Yes. We use it daily for the first 26 days of school as part of our ABC BOOTCAMP and then we use it for word building throughout the year. It's also a center choice for students.

**8. How do you use Math alive?**

Answer: I use Math alive as a lesson supplement when it's appropriate for the skills. Math alive is also used by the students during center time.

**9. What percentage of ELL students do you have in your classroom?**

Answer: 90%

**10. How would you rank the ease of use and implementation of Learning alive Plus (including Letters alive Plus and Math alive?) (1 to 5 with 5 being super-easy and 1 being not easy at all)**

Answer: 4